

# Product data sheet

Specifications



soft starter for asynchronous motor,  
Altistart 01, ATS01, 6A, 380 to  
415V, 1.5 to 3kW

ATS01N206QN

Product availability: Non-Stock - Not normally stocked in  
distribution facility

Price\*: 159.60 USD

## Main

Range Of Product	Altistart 01
Product Or Component Type	Soft starter
Product Destination	Asynchronous motors
Product Specific Application	Simple machine
Device Short Name	ATS01
Phase	3 phase
[Us] Rated Supply Voltage	380...415 V - 10...10 %
Motor Power Kw	3 kW, 3 phase 380...415 V 1.5 kW, 3 phase 380...415 V 2.2 kW, 3 phase 380...415 V
Icl Starter Rating	6 A
Utilisation Category	AC-53B EN/IEC 60947-4-2
Current Consumption	30 A at nominal load
Type Of Start	Start with voltage ramp
Power Dissipation In W	4 W at full load and at end of starting 64 W in transient state

## Complementary

Assembly Style	With heat sink
Function Available	Integrated bypass
Supply Voltage Limits	342...456 V
Supply Frequency	50...60 Hz - 5...5 %
Network Frequency	47.5...63 Hz
Output Voltage	<= power supply voltage
[Uc] Control Circuit Voltage	Built into the starter
Starting Time	1 s / 100 5 s / 20 10 s / 10 Adjustable from 1 to 10 s
Deceleration Time Symb	Adjustable from 1 to 10 s
Starting Torque	30...80 % of starting torque of motor connected directly on the line supply
Discrete Input Type	Logic LI1, LI2, BOOST) stop, run and boost on start-up functions <= 8 mA 27 kOhm
Discrete Input Voltage	24...40 V

Price is "List Price" and may be subject to a trade discount – check with your local distributor or retailer for actual price.

Disclaimer: This documentation is not intended as a substitute for and is not to be used for determining suitability or reliability of these products for specific user applications

Discrete Input Logic	Positive LI1, LI2, BOOST < 5 V <= 0.2 mA > 13 V, >= 0.5 mA
Discrete Output Current	2 A DC-13 3 A AC-15
Discrete Output Type	Open collector logic LO1 end of starting signal Relay outputs R1A, R1C NO
Discrete Output Voltage	24 V 6...30 V) open collector logic
Minimum Switching Current	10 mA 6 V DC relay outputs
Maximum Switching Current	Relay outputs 2 A 250 V AC cos phi = 0.5 20 ms inductive Relay outputs 2 A 30 V DC cos phi = 0.5 20 ms inductive
Display Type	1 LED Green)starter powered up 1 LED Yellow)nominal voltage reached
Tightening Torque	16.82...22.13 lbf.in (1.9...2.5 N.m) 4.43 lbf.in (0.5 N.m)
Electrical Connection	4 mm screw clamp terminal - rigid 1 1...10 mm² AWG 8 power circuit Screw connector - rigid without cable end 1 0.5...2.5 mm² AWG 14 control circuit 4 mm screw clamp terminal - rigid 2 1...6 mm² AWG 10 power circuit Screw connector - rigid 2 0.5...1 mm² AWG 17 control circuit Screw connector - flexible with cable end 1 0.5...1.5 mm² AWG 16 control circuit 4 mm screw clamp terminal - flexible without cable end 1 1.5...10 mm² AWG 8 power circuit Screw connector - flexible without cable end 1 0.5...2.5 mm² AWG 14 control circuit 4 mm screw clamp terminal - flexible with cable end 2 1...6 mm² AWG 10 power circuit 4 mm screw clamp terminal - flexible without cable end 2 1.5...6 mm² AWG 10 power circuit Screw connector - flexible without cable end 2 0.5...1.5 mm² AWG 16 control circuit
Marking	CE
Operating Position	Vertical +/- 10 degree
Height	4.88 in (124 mm)
Width	1.77 in (45 mm)
Depth	5.16 in (131 mm)
Net Weight	0.93 lb(US) (0.42 kg)
Compatibility Code	ATS01N2
Motor Power Range Ac-3	1.1...2 kW 380...440 V 3 phase 2.2...3 kW 380...440 V 3 phase
Motor Starter Type	Soft starter

## Environment

Electromagnetic Compatibility	Conducted and radiated emissions level B CISPR 11 Conducted and radiated emissions level B IEC 60947-4-2 Damped oscillating waves level 3 IEC 61000-4-12 Electrostatic discharge level 3 IEC 61000-4-2 EMC immunity level 3 EN 50082-1 EMC immunity level B EN 50082-2 Harmonics level 3 IEC 1000-3-2 Harmonics level 3 IEC 1000-3-4 Immunity to conducted interference caused by radio-electrical fields level 3 IEC 61000-4-6 Immunity to electrical transients level 4 IEC 61000-4-4 Immunity to radiated radio-electrical interference level 3 IEC 61000-4-3 Micro-cuts and voltage fluctuation IEC 61000-4-11 Voltage/current impulse level 3 IEC 61000-4-5
Standards	EN/IEC 60947-4-2
Product Certifications	UL CSA GOST C-tick CCC

Ip Degree Of Protection	IP20
Pollution Degree	2 EN/IEC 60947-4-2
Vibration Resistance	1 gn 13...150 Hz)EN/IEC 60068-2-6 1.5 mm peak to peak 3...13 Hz)EN/IEC 60068-2-6
Shock Resistance	15 gn 11 ms EN/IEC 60068-2-27
Relative Humidity	5...95 % without condensation or dripping water EN/IEC 60068-2-3
Ambient Air Temperature For Operation	14...104 °F (-10...40 °C) without derating) 104...122 °F (40...50 °C) with current derating of 2 % per °C)
Ambient Air Temperature For Storage	-13...158 °F (-25...70 °C) EN/IEC 60947-4-2
Operating Altitude	<= 3280.84 ft (1000 m) without derating > 3280.84 ft (1000 m) with current derating of 2.2 % per additional 100 m

## Ordering and shipping details

Category	US10I1122392
Discount Schedule	0I11
Gtin	3389110667202
Returnability	No
Country Of Origin	DE

## Packing Units

Unit Type Of Package 1	PCE
Number Of Units In Package 1	1
Package 1 Height	2.17 in (5.500 cm)
Package 1 Width	5.98 in (15.200 cm)
Package 1 Length	6.89 in (17.500 cm)
Package 1 Weight	18.87 oz (535.000 g)
Unit Type Of Package 2	S03
Number Of Units In Package 2	14
Package 2 Height	11.81 in (30.000 cm)
Package 2 Width	11.81 in (30.000 cm)
Package 2 Length	15.75 in (40.000 cm)
Package 2 Weight	17.50 lb(US) (7.936 kg)
Unit Type Of Package 3	P06
Number Of Units In Package 3	112
Package 3 Height	29.53 in (75.000 cm)
Package 3 Width	23.62 in (60.000 cm)
Package 3 Length	31.50 in (80.000 cm)
Package 3 Weight	163.42 lb(US) (74.124 kg)

## Contractual warranty

Warranty	18 months
----------	-----------

## Sustainability

**Green Premium™ label** is Schneider Electric's commitment to delivering products with best-in-class environmental performance. Green Premium promises compliance with the latest regulations, transparency on environmental impacts, as well as circular and low-CO<sub>2</sub> products.

**Guide to assessing product sustainability** is a white paper that clarifies global eco-label standards and how to interpret environmental declarations.

[Learn more about Green Premium >](#)

[Guide to assess a product's sustainability >](#)

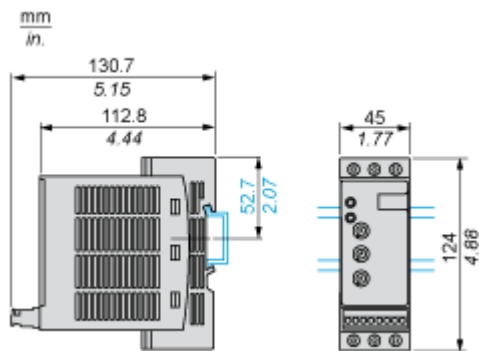
## Well-being performance

✓	Reach Free Of Svhc	
✓	Toxic Heavy Metal Free	
✓	Mercury Free	
✓	Rohs Exemption Information	Yes
Reach Regulation		<a href="#">REACH Declaration</a>
Eu Rohs Directive		Pro-active compliance (Product out of EU RoHS legal scope) <a href="#">EU RoHS Declaration</a>
China Rohs Regulation		<a href="#">China RoHS declaration</a>
Weee		The product must be disposed on European Union markets following specific waste collection and never end up in rubbish bins.
California Proposition 65		WARNING: This product can expose you to chemicals including: Lead and lead compounds, which is known to the State of California to cause cancer and birth defects or other reproductive harm. For more information go to <a href="http://www.P65Warnings.ca.gov">www.P65Warnings.ca.gov</a>

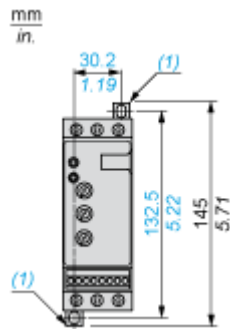
Dimensions Drawings

Dimensions

Mounting on Symetrical (35 mm) Rail



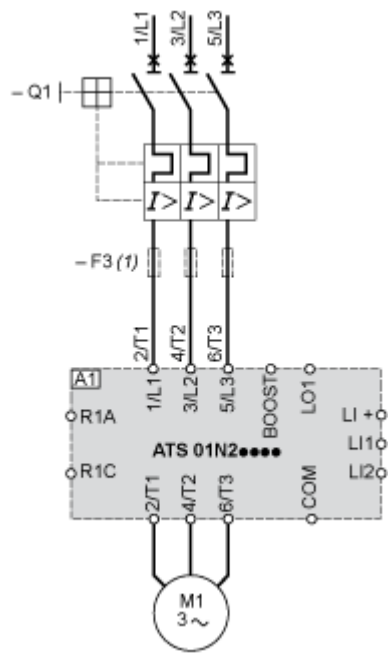
Screw Fixing



(1) Retractable fixings

Connections and Schema

Example of Manual Control



A1 : Soft start/soft stop unit

(1) For type 2 coordination

Q1 : Motor circuit-breaker

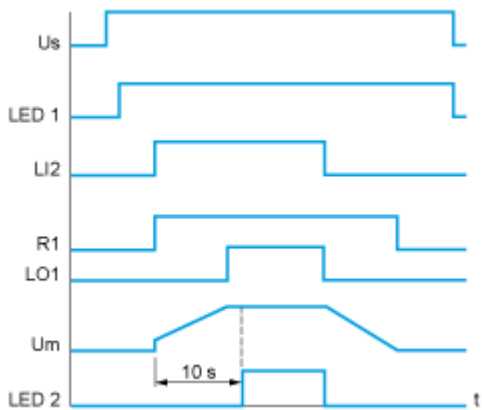
F3 : 3 fast-acting fuses

Technical Description

Function Diagram

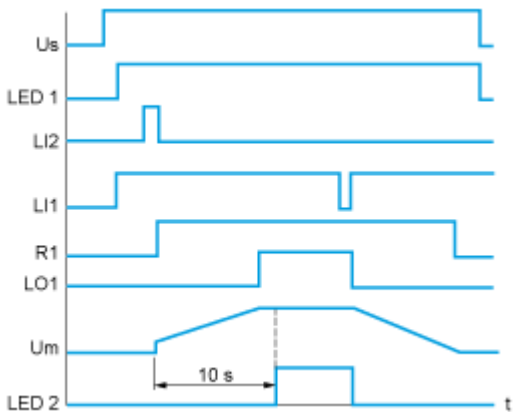
---

2-wire Control with Deceleration



- $U_s$  : Power supply voltage
- LED 1 : Green LED
- LI2 : Logic input
- R1 : Relay output
- LO1 : Logic output
- LED 2 : Yellow LED

3-wire Control with Deceleration



- $U_s$  : Power supply voltage
- LED 1 : Green LED
- LI2, LI1 : Logic inputs
- R1 : Relay output
- LO1 : Logic output
- $U_m$  : Motor voltage
- LED 2 : Yellow LED